



江西省晶能半导体有限公司

JiangXi LatticePower Semiconductor Corporation

产品规格书 Specification

产品名称 Product Name: LWCB

产品型号 Product P/N: AJ

客户 Client name: _____

客户料号 Client P/N: _____

版本号 Version No.: A04

日期 Sending Date: 2024.03

客户承认栏 Client Approval	
核准 Approval	确认 Audit

制定 Confirmation: _____ 审核 Approval: _____

工厂地址:江西省南昌市高新区艾溪湖北路 699 号

Address: No.699 Aixihu North Road, Nanchang, Jiangxi Province, China

目录

Contents

1、特点 Features	1
2、应用 Applications	1
3、性能 Performance	2
4、产品代码 Product Order Code	4
5、分档规则 Bin Regulations.....	5
6、光电特性图 The Photoelectric Characteristics Graph	7
7、产品及钢网尺寸 Product and PCB Pad Dimensions.....	10
8、回流焊特性 Reflow Soldering Characteristics	11
9、卷轴 Reel Dimensions	12
10、可靠性 Reliability.....	13
11、注意事项 Cautions.....	15
12、文件履历表 Document Resume	16

1、特点 Features

- ◆ PLCC 封装，高亮度，高可靠性，主要用于汽车应用
PLCC package ,High brightness ,High efficiency ,It is mainly used in automobile applications
- ◆ 尺寸：3.4mm*3.3mm*1.9mm
Size: 3.4mm*3.3mm*1.9mm
- ◆ 通过 RoHS 认证
RoHS compliant
- ◆ 通过 AEC-Q102
AEC-Q102 qualified
- ◆ MSL 等级 2a
MSL 2a
- ◆ 适于 SMT 贴片
Compatible with SMT
- ◆ 发光角度：120°
Viewing Angle: 120°
- ◆ 包装：最大 1000 颗/卷
Package: Max: 1000pcs /reel
- ◆ 建议额定使用电流为 140mA
Recommended current 140mA



2、应用 Applications

汽车内外部照明

Interior and exterior lighting for automotive



3、性能 Performance

a) 极限参数 Maximum Ratings

参数 Parameter	符号 Symbol	数值 Rating	单位 Unit
最大正向电流 Max DC Forward Current	I_F	200	mA
功率 Power Dissipation	P	0.5	W
峰值正向电流 Peak Forward Current	I_{FP}	400	mA
最大反向电压 Maximum Reverse Current		不可施加反向电压 Do not apply for reverse current	
结温 (DC 模式) LED Junction Temperature(DC mode)	T_j	125	°C
工作温度 Operating Temperature Range	T_{opr}	-40~115	°C
存储温度 Storage Temperature	T_{stg}	-40~115	°C
ESD (人体模式) ESD Human Body Mode	----	8000	V

备注 Notes :

- ◇ 绝对最大额定值环境温度 $T_a=25^{\circ}\text{C}$
Absolute Maximum Ratings at $T_a=25^{\circ}\text{C}$
- ◇ I_{FP} 脉冲时间 $\leq 10\text{ms}$, 宽度 $\leq 10\%$
 I_{FP} Conditions with pulse width $\leq 10\text{ms}$ and duty cycle $\leq 10\%$

**b) 光电参数 Electro-Optical Characteristics (T solder pad =25 °C, I_F =140mA)**

项目 Item	符号 Symbol	最小值 Min.	典型值 Typ.	最大值 Max.	单位 Unit
光通量 Luminous Flux	Φ	32.5	45	62	Lm
正向电压 Forward Voltage	VF	2.75	3.0	3.50	V
色坐标 Color Coordinate	X	--	0.572	--	
	Y	--	0.418	--	
反向电流 Reverse Current (V _R =5V)	I _R	--	--	1	uA
实际热阻 PN/焊点 Real Thermal Resistance (Junction to Solder point)	RthJS real		64	74	°C/W
电热阻 PN/焊点 Electrical Thermal Resistance (Junction to Solder point)	RthJS elec.		45	52	°C/W
发光角度 Viewing Angle	2θ1/2		120		°

c) 亮度分布特性 Luminous Flux Characteristics (T solder pad = 25 °C, I_F =140mA)

Product	Normal CCT	Chromaticity	Minimum Luminous Flux		Order Code (e. g.)
			Code	Value	
AJ	1600~1950	5E	M9	32.5	AJ-N-5E-M10-DD7
			M10	41.5	
			M11	45.7	
			N2	51.7	

备注 Notes :


- ◇ 光通量测量误差范围±6%
Luminous flux measurement tolerance: ±6%
- ◇ 光电参数测试是瞬态时间为 20ms
Electric and optical data is tested at 20 ms pulse condition


4、产品代码 Product Order Code


AJ - N - 5E - M10 - DD7
 ① ② ③ ④ ⑤


- ① 产品型号 Product Type (AJ:LWCB)
- ② 显色指数 Ra level
- ③ 色温区块 Color Area
- ④ 亮度等级 Brightness Level
- ⑤ 电压等级 VF Level

出货标签(例) Shipping label (e.g.)



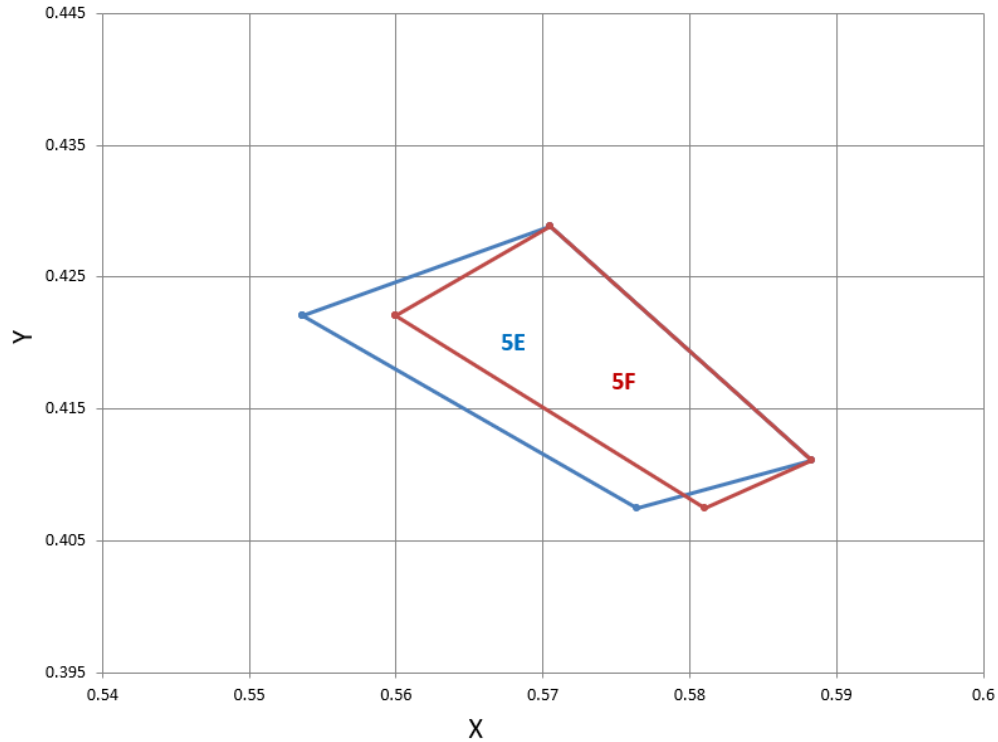
LatticePower Corporation Limited
 Item: AJ-N-5E-M10-DD7 LWCB


MSL 2a Reel ID: AAJC00000001


Qty: 1000 6AJDAACA
 Date:2023-07-25

5、分档规则 Bin Regulations

a) 色度区域 Chromaticity Regions (T solder pad = 25°C, I_F =140 mA)



5E 1600K~1950K	0.5536	0.4221
	0.5764	0.4075
	0.5883	0.4111
	0.5705	0.4289

5F 1600K~1950K	0.5600	0.4221
	0.5810	0.4075
	0.5883	0.4111
	0.5705	0.4289

备注 Notes :

◇ 色度坐标 (x, y) 来自 CIE1931 色度图

The chromaticity coordinates(x,y)is derived from the CIE 1931 chromaticity diagram

◇ PT86 测试设备用于光通量 (lm) 和 CIE1931 色度坐标 (x, y) 测试。

PT86 is for the luminous flux(lm) and the CIE1931 chromaticity coordinates(x,y) testing.

◇ 色度坐标 (x, y) 存在±0.006 公差。

The chromaticity coordinates(x,y) guarantee should be added ±0.006 tolerance.

b) 亮度分档 Luminous Flux Groups (T solder pad = 25°C, I_F =140 mA)

Group Code	Min.	Max.
M9	32.5	41.5
M10	41.5	45.7
M11	45.7	51.7
N2	51.7	56.8
N3	56.8	62

c) 电压分档 Voltage Groups (T solder pad = 25°C, I_F =140 mA)

Group Code	Range
DD6	2.75~3.00
DD7	3.00~3.25
DD8	3.25~3.50

d) 显指分档 Ra Groups (T solder pad = 25°C, I_F =140 mA)

Group Code	Range
N	0~100

备注 Notes :

- ◇ 亮度测试存在±6%的公差
It maintains a tolerance of ±6% on luminous flux measurements.
- ◇ 电压测试误差±0.1V
Forward voltage(VF) ± 0.1V



6、光电特性图 The Photoelectric Characteristics Graph

Fig 1. 辐射特性 / Radiation Characteristics

IF=140mA; TS = 25°C

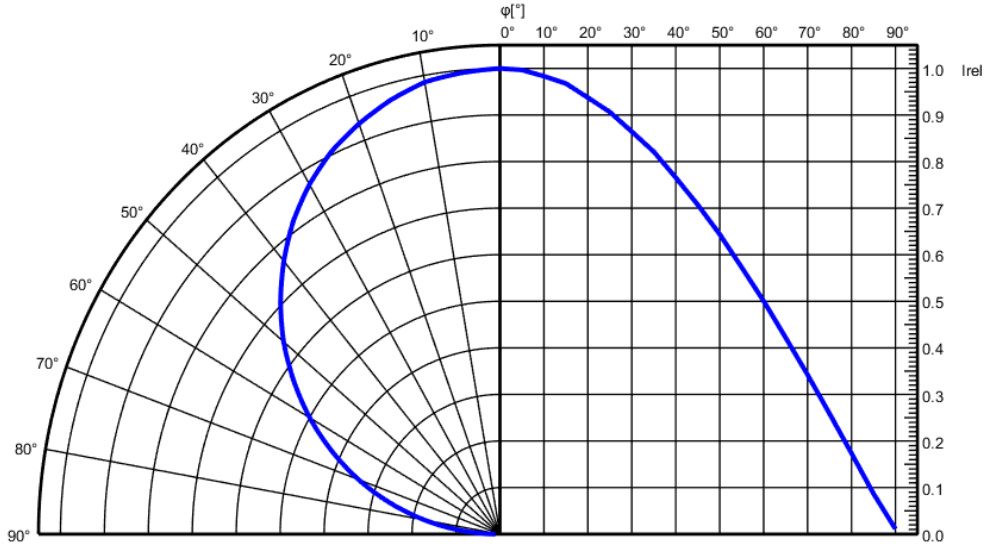


Fig 2. 相对发光光谱 / Relative Spectral Power Distribution vs. Wavelength

Φ_{rel}=f(λ); IF=140mA; TS = 25°C

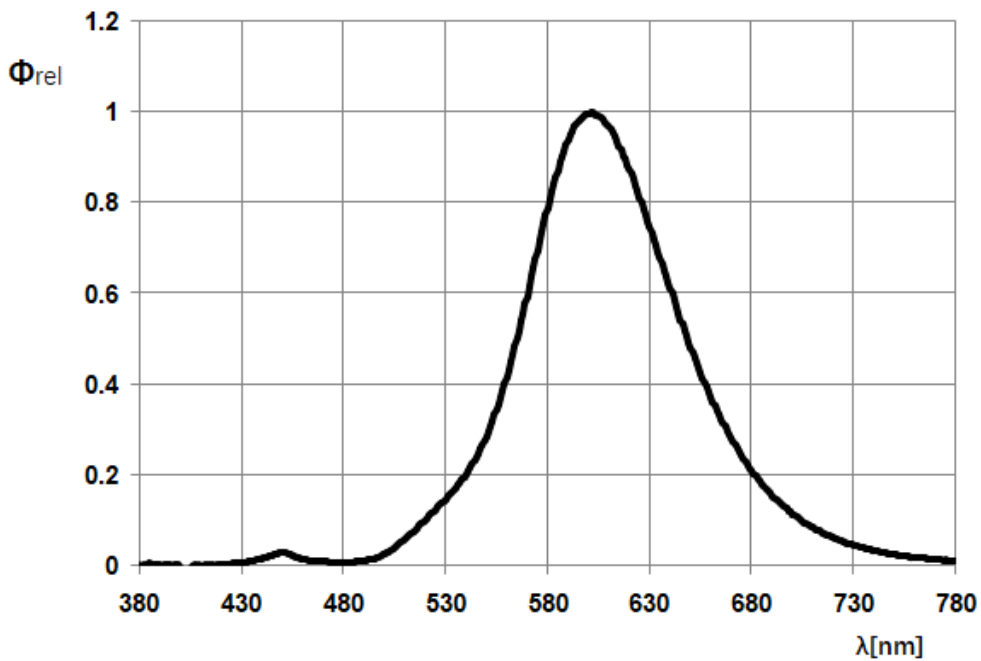


Fig 3. 正向电流/Forward Voltage

$I_F = f(V_F)$; $T_S = 25^\circ\text{C}$

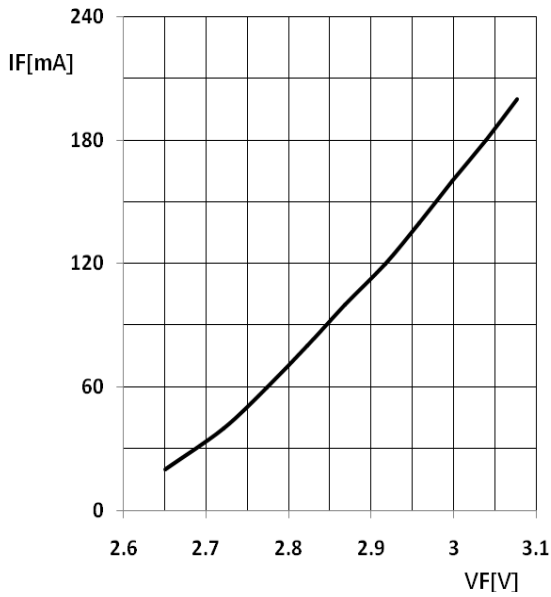


Fig 4. 相对发光强度/Relative Luminous Intensity

$I_v / I_v(140 \text{ mA}) = f(I_F)$; $T_S = 25^\circ\text{C}$

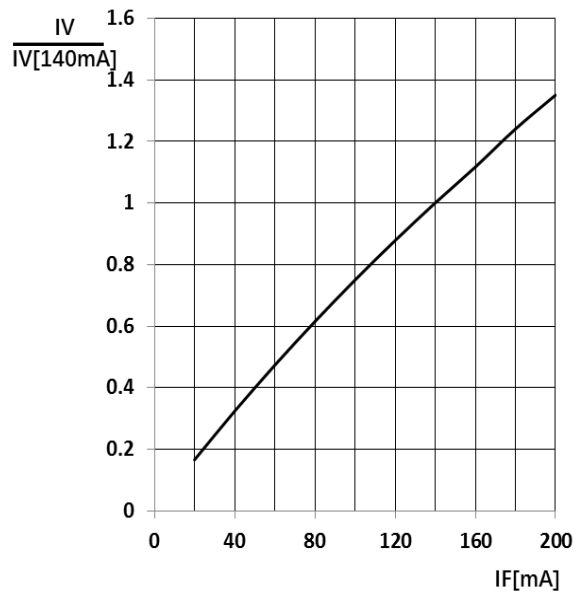


Fig 5. 色坐标偏移/Chromaticity Coordinate Shift

$\Delta C_x, \Delta C_y = f(I_F)$; $T_S = 25^\circ\text{C}$

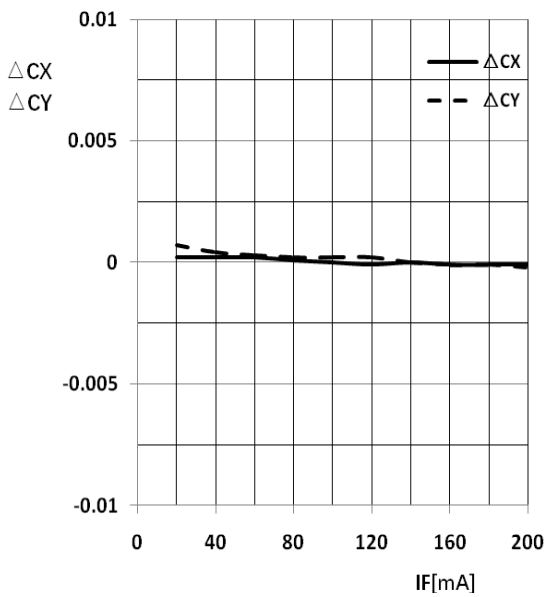


Fig 6. 正向电压/Forward Voltage

$\Delta VF = VF - VF(25^\circ C) = f(T_j); I_F = 140mA$

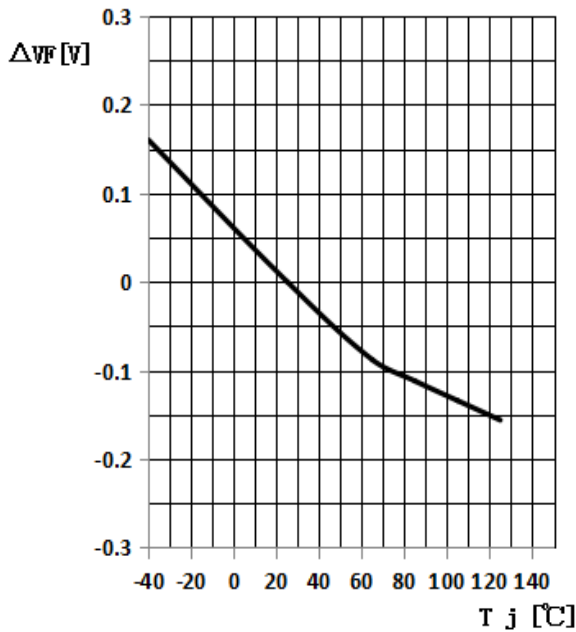


Fig 7. 相对发光强度 Relative Luminous Flux

$I_v / I_v(25^\circ C) = f(T_j); I_F = 140mA$

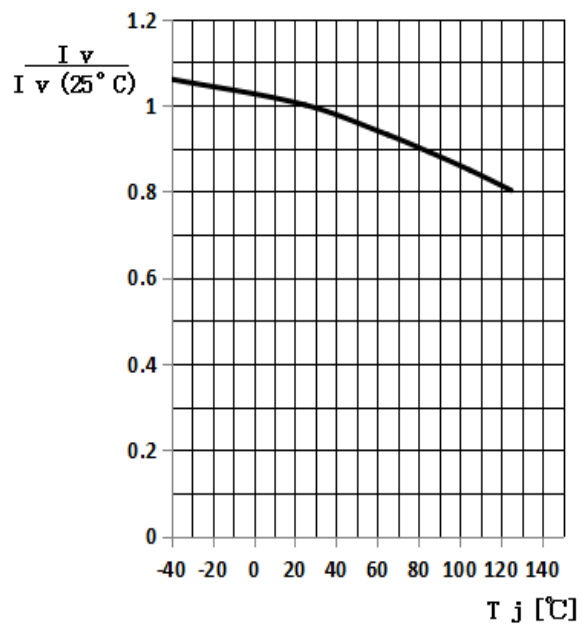


Fig 8. 色坐标偏移/

Chromaticity Coordinate Shift

$\Delta C_x, \Delta C_y = f(I_F); T_S = 25^\circ C$

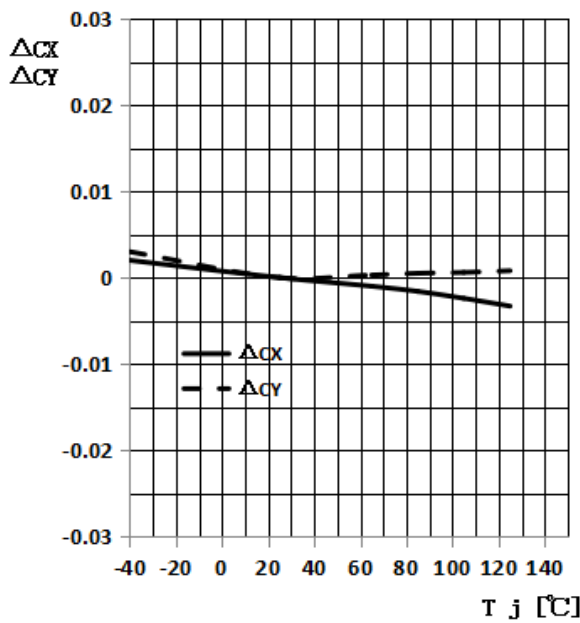
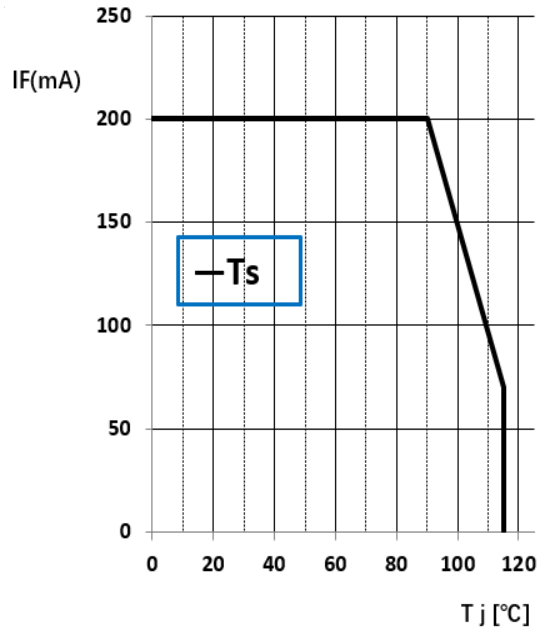


Fig 9. 最大正向电流/

Max. Permissible Forward Current

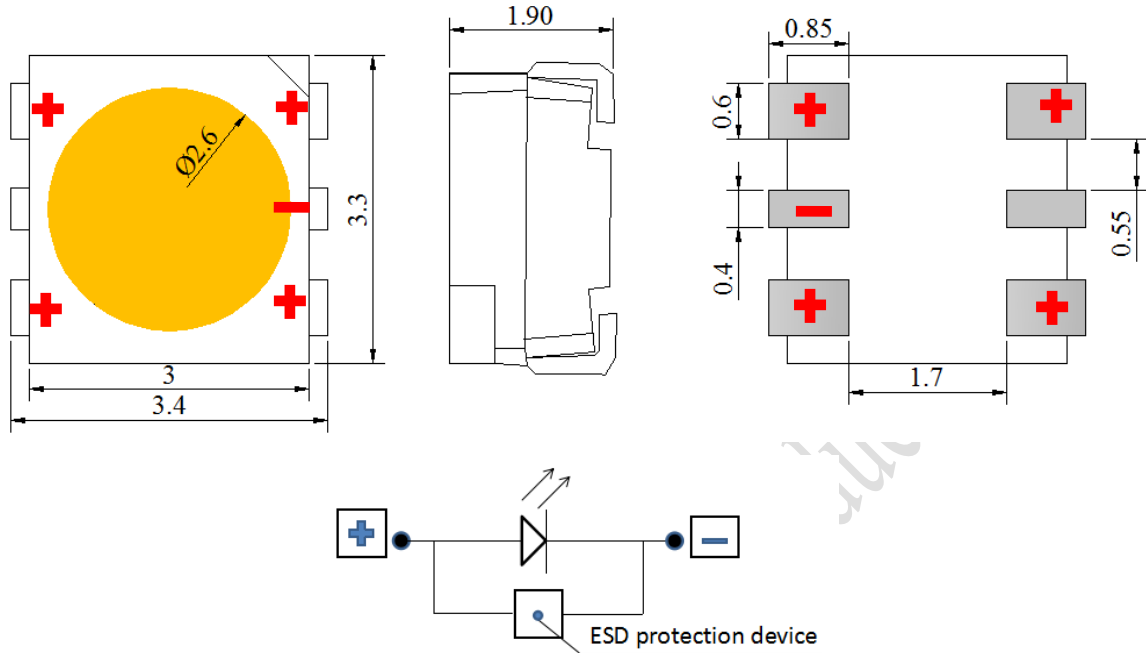
$I_F = f(T)$



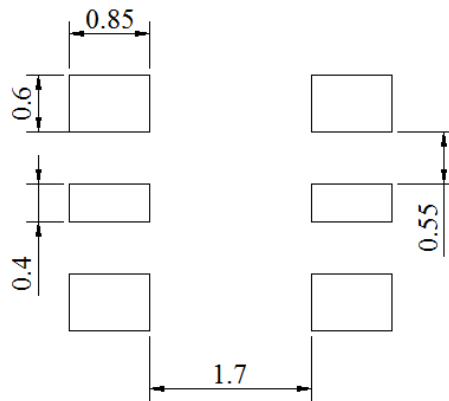


7、产品及钢网尺寸 Product and PCB Pad Dimensions

a) 产品尺寸 Product Dimensions:



b) 推荐焊盘尺寸 PCB Pad Dimensions

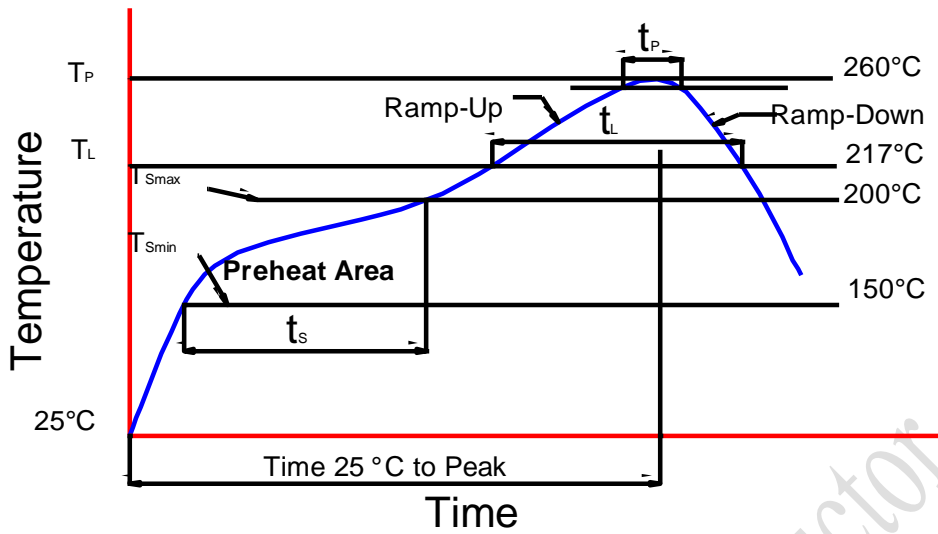


备注 Notes:

- ◇ 所有尺寸均以 mm 为单位
All dimensions are in millimeters
- ◇ 尺寸未按照公差 ± 0.15 mm 标记的，按照图纸标记
Size is not marked in accordance with tolerance ± 0.15 mm and dimension tolerances in accordance with drawings
- ◇ 灯珠近似重量：38.3mg
Approximate Weight: 38.3mg



8、回流焊特性 Reflow Soldering Characteristics

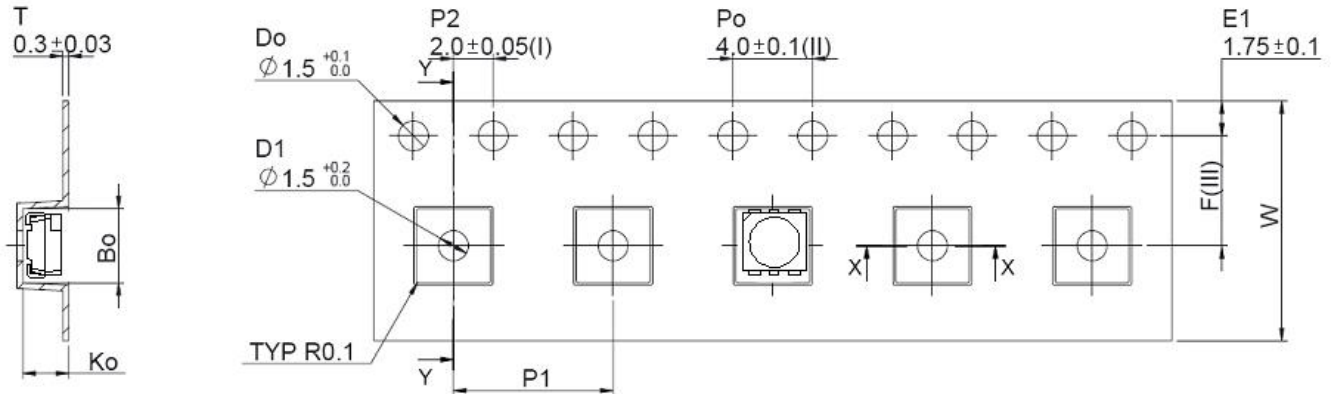


根据 EDEC-J-STD-020E 内容，参考以下内容。
Compatible with the JEDEC-J-STD-020E, using the parameters listed below.

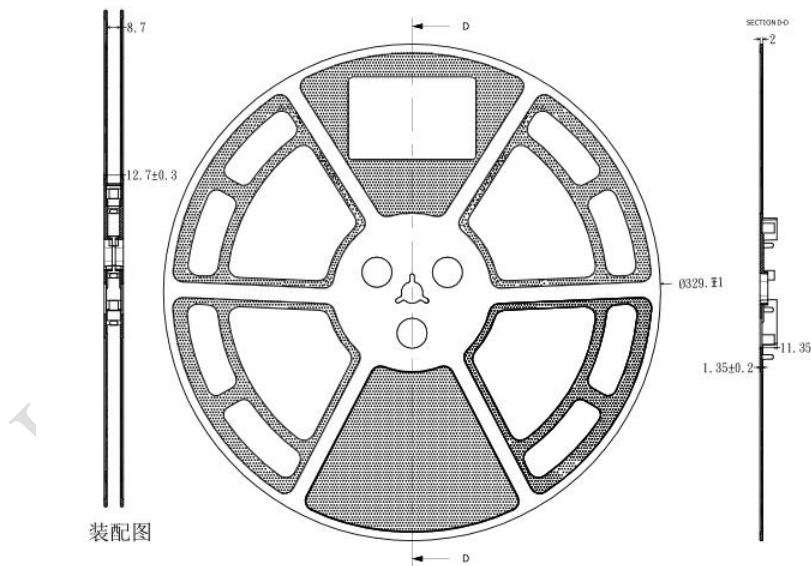
特制参数 Profile Feature	无铅焊料 Lead-Free Solder
平均上升速率 (T _{Smax} 至 T _P) Average Ramp-Up Rate (T _{Smax} to T _P)	3 °C/sec max.
预热: 温度最小值 (T _{Smin}) Preheat: Temperature Min (T _{Smin})	150
预热: 最高温度 (T _{Smax}) Preheat: Temperature Max (T _{Smax})	200
预热: 时间 (t _{Smin} 到 t _{Smax}) Preheat: Time (t _{Smin} to t _{Smax})	60-180 secs
回流温度 (T _L) Time Maintained Above: Temperature (T _L)	217°C
回流时间 (t _L) Time Maintained Above: Time (t _L)	60-150 secs
峰值/分类温度 (T _P) Peak/Classification Temperature (T _P)	255 ± 5°C
实际峰值温度 (t _p) 在 5°C 以内的时间 Time Within 5°C of Actual Peak Temperature (t _p)	20~40 secs
降低速率 Ramp-Down Rate	4°C/sec max.



9、卷轴 Reel Dimensions



Ao	3.70 +/- 0.1
Bo	3.70 +/- 0.1
Ko	2.30 +/- 0.1
F	5.50 +/- 0.05
P1	8.00 +/- 0.1
W	12.00 +0.3/-0.1



备注 Notes:

- ◇ 卷轴包装: 1000pcs
Reel:1000pcs.
- ◇ 卷轴包装方法符合 IJSC0806 (连续胶带上的电子元件包装)
The tape packing method complies with IJSC0806(Packing of Electronic Components on Continuous Tapes).
- ◇ 当卷轴由于工作中断而重绕时, 载带上压力不应超过 10N, 否则 LED 可能会粘在盖带上
When the tape is rewound due to work interruptions, no more than 10N should be applied to the embossed carrier tape.
The LEDs may stick to the cover tape.

10、可靠性 Reliability

a) 测试和结果 Tests and Results

测试项目 Test Item	标准 Reference Standard	测试条件 Test Conditions	测试周期 Test Duration	失效标准 Failure Criteria#
外观检测 External Visual	JESD22 B-101	Visual Inspection	/	#1
破坏性物理分析 D.P.A	AEC-Q102	Random Sample HSTRB,HAST,TC	/	#1
振动 Vibration	JESD22 B-103	0.06 inch displacement,20 to 100 Hz,50 g 100 Hz to 2kHz,	4times	#1
静电测试 ESD	JESD22 A-114	Human-body mode, R = 1.5 k Ω , C = 100pF	3 times Negative/ Positive	#1
机械冲击 Mechanical Shock	JESD22 B-104	1500 g's for 0.5 ms, 5 blows, 3 orientations	3times	#1
常温测试 Life Teat	JESD22 A-108	25°C, 1000 hours @200mA	1000hrs	#1
温度循环 Power Temperature Cycle	JESD22 A-105	Ta = -40°C~ 110°C, If = 200mA, 20 min dwell / 20 min transition (1 hour cycle), 2 min ON / 2 min OFF	1000hrs	#1
高温高湿测试 High Humidity High Temp. Operating Life	JESD22 A-101	85°C/85% RH, @ 200mA	1000hrs	#1
高温老化 High Temperature Operating Life	JESD22 A-108C	Ts = 90°C, If = 200mA	1000hrs	#1
低温老化 Low Temperature Operating Life	JESD22 A-108C	Ta = -40°C, If = 200mA	1000hrs	#1
低温储存 Low Temperature Storage Life	JESD22 A-119	Ta = -40°C, non-operating	1000hrs	#1
高温储存 Hight Temperature Storage Life	JESD22 A-103B	Ta = 110°C, non-operating	1000hrs	#1
冷热冲击 Thermal Shock	JESD22 A-104	-40°C ~ 125°C, 1000 cycles	1000cycles	#1



b) 失效标准 Failure Criteria

Criteria #	Items	Conditions	Failure Criteria
#1	Forward Voltage (V_F)	I_F	$> \text{Initial value} \times 1.1$ or $< \text{Initial value} \times 0.9$
	Luminous Flux (Φ_v)	I_F	$< \text{Initial value} \times 0.7$

LatticePower Semiconductor

11、注意事项 Cautions


a) 存储 Storage

- 不要将芯片放在潮湿的地方，存放温度在 5°C~30°C之间，相对湿度在 30%以下。
Do not place the chips in damp places, Storage temperature between 5 °C and 30 °C, Relative humidity under 30%.
- 开包后建议在 24 小时内过完回流焊，车间条件≤30°C/60%RH。
After opening the package, it is recommended to finish the reflow within 24 hours. The workshop conditions are ≤30°C/60%RH
- 如果受潮，需将贴片卷盘放入 60°C烤箱烘烤 24 小时；打开后，LED 灯可重新密封在原始真空袋中。
If it is wet, the patch reel should be baked in a 60 ° C oven for 24 hours; after opening, the LED light can be resealed in the original vacuum bag.
- 不要接触任何未知的液体，特别是丙酮。
Don't touch any unknown liquid, In particular, acetone.
- 防止静电死亡，手动操作需要戴橡胶手套并佩戴静电环。
Prevent electrostatic killed, Manual operation is required to wear rubber gloves and wear electrostatic ring.

b) 清洗 Cleaning

- 通常，LED 不建议对部件进行湿式清洁处理，因为封装不是密封的。
In general, LED does not recommend a wet cleaning process for component as the package is not hermetically sealed.
- 由于采用开放式设计，所有类型的清洁液都可能渗透到封装中，导致 LED 退化或完全失效。
Due to the open design, all kind of cleaning liquids can infiltrate the package and cause a degradation or a complete failure of the LED.

c) 操作注意 Handling Precautions



- 在处理过程中，还应注意确保组件顶面没有压力。
During the handling, care should be taken as well to ensure no pressure on the top surface of component.
- 应避免使用所有类型的尖锐物体（例如镊子，指甲等），以防止对硅树脂造成压力，因为这会导致部件损坏。
All types of sharp objects(e.g. forceps, fingernail, etc) should be avoided in order to prevent stress to the silicone, since this can lead to damage of the component.

12、文件履历表 Document Resume

序号	变更日期	变更人	版本	变更内容
01	2020.11.23	袁丁	Y00	1.新制定;
02	2021.01.27	袁丁	Y01	1.将亮度代号“M3”变更为“B7”，数值维持不变;
03	2021.05.25	李雄斌	Y02	1. 新增产品电路图; 2. 亮度档位表更;
04	2021.11.16	李雄斌	A01	1.标签新增“MSL 2a”标识;
05	2022.01.13	袁丁	A02	1.新增亮度档位 N3(56.8-62);
06	2023.07.25	袁丁	A03	1.更新公司标签抬头;
07	2024.03.09	李俊杰	A04	1. 更新工作温度/存储温度及相应图 Fig9; 2. 新增 5F 色区; 3. 更新最小正向电流; 4. 新增 LED 质量信息;